



# Kpanlogo - kompakt

## Sambanditos


Dudu Tucci

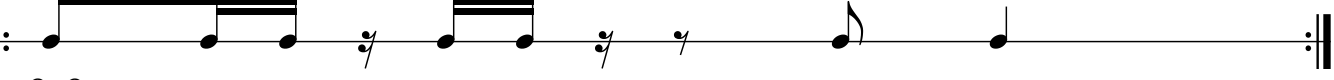
**Intro** **= Break 1**


Timba 


Unisono 


**Groove** Übergang Break:  
Alle enden auf 4


Ag 

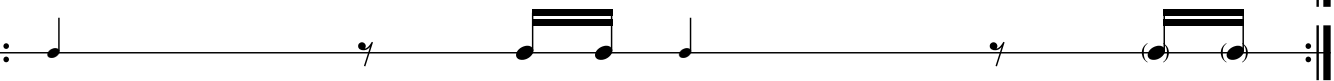
Tb 


Rp 

Cx 

Ti 

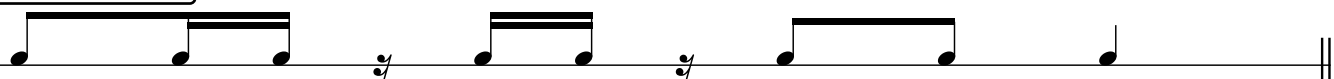
SH 

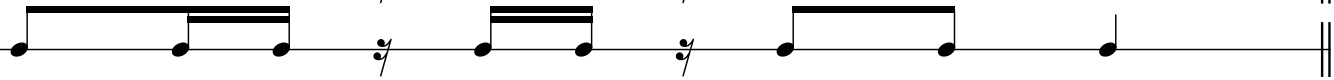
SM 

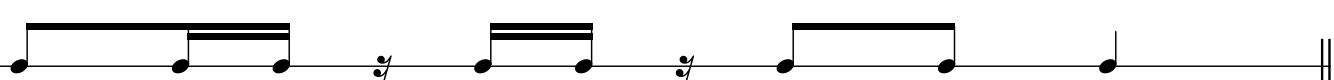
ST 

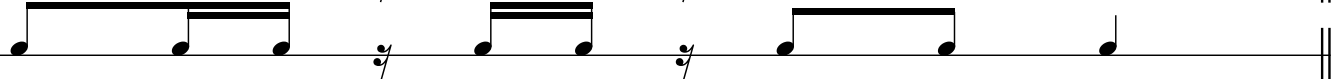
Afro 3+3


**Break 1 = Outro**


Ag 

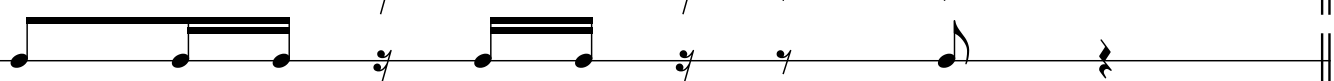
Tb 


Rp 

Cx 

Ti 

SH 

SM 

ST 

### Break 2

Musical notation for Break 2, featuring two staves: Ti (Tenor) and Uni (Upright Bass). The Ti staff contains a sequence of eighth and sixteenth notes, while the Uni staff provides a rhythmic accompaniment with a similar pattern.

### Break 3

Musical notation for Break 3, featuring three staves: Cx (Cymbal), Ti (Tenor), and Uni (Upright Bass). The Cx staff shows cymbal patterns with 'x' marks. The Ti and Uni staves contain melodic and rhythmic lines.

wiederholen bis ausgezählt

Ausgang

Continuation of Break 3 musical notation, showing the final measures of the 'wiederholen bis ausgezählt' section and the 'Ausgang' section for Ti and Uni staves.

### Break 4

(Daumen nach unten / Ausgang: Faust)

wiederholen bis angezeigt

Ausgang

Musical notation for Break 4, featuring seven staves: Ag (Agogo), Tb (Tom), Rp (Rim), Cx (Cymbal), Ti (Tenor), SH (Shaver), SM (Snare), and ST (Snare). The notation includes various rhythmic patterns and accents for each instrument.